

# BOLT



## OWNER'S MANUAL



**WOLVERINE AIRSOFT**

[www.wolverineairsoft.com](http://www.wolverineairsoft.com)

## **Welcome to the Wolverine Airsoft HPA Family!**

Your BOLT M HPA engine kit comes with following contents in the package. Please ensure that all components of the package are present and undamaged.

### **Package Contents**

- BOLT M HPA Engine
- BOLT patch
- Cylinder Head
- O-Ring Kit
- Airline

### **Important Safety Information**

This product is not a toy. Adult supervision is required. This product is intended for use by those 18 years of age or older. Misuse or careless use of airsoft guns may cause serious injury, especially to the eye(s), or death. Eye and mouth protection designed for airsoft guns must be worn at all times by the user and any person within range. Read the instructions and owner's manual for this product and for your airsoft gun prior to use. The buyer and the user of this product and airsoft guns have the duty to obey all local, state, and federal laws.

Important: modifying your airsoft gun with this product may alter its accuracy and range. User of this product may make your airsoft gun dangerous up to 200 meters.

## Table of Contents

Getting Started	4
Installation	5
Maintenance	6

---

### **Don't Forget to Register Your Warranty!**

Your BOLT M HPA Engine is backed by Wolverine Airsoft's limited warranty. Scan the QR code or visit [www.wolverineairsoft.com/warranty](http://www.wolverineairsoft.com/warranty) to read our full warranty and register your BOLT M HPA engine.



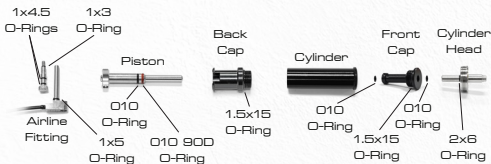
## Getting Started

Your BOLT M HPA engine is a precise instrument containing many individual components. Before you begin, please see the diagram below and familiarize yourself with each component.

---

### Striker Version


---




---

### Bar 10/VSR 10 Version


---




---

### SRS Version

---



## Specifications

Pressure Operation Range: 80-180 PSI

Muzzle Energy: 1-3J [Setup Dependant]

Rate of Fire: N/A

---

## Installation

The process of installing the BOLT M HPA engine can vary greatly depending on your replica. To make it easier, we have a variety of videos available online specific to a common gun platforms.



Please scan the QR code or visit [www.wolverineairsoft.com/documentation](http://www.wolverineairsoft.com/documentation).

**WARNING:** Many different brands and gun variants claim to be VSR compatible, but have small differences which can cause compatibility issues with our system. If you do not see your gun listed, please contact us or your local retailer for assistance before purchasing.

## Maintenance

Regular maintenance on the BOLT M HPA engine should be performed every 25-50k rounds depending on the conditions it is being used in. The dustier and dirtier the conditions, the more frequently it should be serviced.

Items needed:

- O-ring compatible lubricant. [We recommend TechT GunSav]

Begin by removing the piston and inspecting the O10 and O10 90D O-rings. Replace them if they are damaged, and then lubricate them.




Remove the airline fitting from the piston. Inspect and replace if necessary and lubricate the O-rings.

NOTE: The SRS Version airline fitting cannot be removed.



The Striker Version has a two-piece airline fitting that must be disassembled to expose the three O-rings. The 1x5 O-ring on the airline fitting adapter does not need lubricant.



Unscrew the back cap counter-clockwise from the cylinder and inspect the 1.5x15 O-ring at the base of the back cap threads. Replace it if necessary and lubricate it.



Unscrew the front cap counter-clockwise from the other end of the cylinder.



Inspect the inner O10 O-rings on each end as well as the 1.5x15 O-ring on the threads. Replace them if necessary and lubricate.



Reassemble the BOLT M by screwing the front and rear caps back into the cylinder and re-inserting the piston and air-line fitting.



**Need professional help?**

To find a retailer close to you visit:  
[www.wolverineairsoft.com/dealers](http://www.wolverineairsoft.com/dealers)



[www.wolverineairsoft.com](http://www.wolverineairsoft.com)