


STONER WIRING TIPS




**WOLVERINE
AIRSOFT**




For reference, here is the gearbox and sensor which was removed from a Stoner 63.





Here, you can see the sensor has been wired into the FCU.



Starting with your standard FCU you will notice there are two connects labeled “MAG” (Magazine) and “RET” (Return) respectively. To wire your box mag into the FCU you will solder the red wire into “MAG” and the black wire into “RET”.*

*For those with the M249 wire harness this has already been done for you and you will only need to tap into these wires to complete the wiring process.

Thank you for purchasing from Wolverine Airsoft!

For more information:

- Visit www.wolverineairsoft.com
- Follow us on any social media outlet
- Contact us:
 - Email: tech@wolverineairsoft.com
 - Phone: (423) 398 - 5985